

Home Learning

Welcome to a new week of online learning! Here is the weekly agenda for each day this week. Please don't forget to share your hard work with your teacher. They want to see all of the amazing things you are doing at home! Remember that you DO NOT need to print anything if you are unable. Everything can be done in a notebook or on a piece of paper. Your teacher will check in with you on Zoom on **Tuesday** to get you ready for the week and do some math activities. They'll meet with you again on Friday for a quick meeting to go over any questions you may have and to celebrate the work you've done that week. Don't forget you can send your teacher a Remind message or an email anytime.

Week of May 25th

Subject	Monday	Tuesday	Wednesday	Thursday	Friday
Reading	No School Memorial Day	*Read on RAZKids or a book of your choice. *Respond with a check-in slip.	*Read a nonfiction book on RAZKids or a nonfiction book of your choice. *Write down 3-5 Key Words ("what is the word supposed to teach you") & tell a summary to someone about what you read. See the template below.	*Reread your nonfiction book on RAZKids or the nonfiction book of your choice from yesterday. *Write a Key Word Summary in paragraph form. -Include a topic sentence, then 3-5 sentences for the key words you chose, and a concluding sentence.	*Read a new nonfiction book on RAZKids or a nonfiction book of your choice. *Write a Key Word Summary for your book in paragraph form.
Writing	No School Memorial Day	Persuasive Writing – Episode 6 https://youtu.be/TY5GLGeOFs8 Write your conclusion (closing) on your persuasive letter pre-writing planner.	*Drafting - use the information off your pre-writing planner to write your draft. *Remember to put it in the form of a letter. *Use "How to Write a Friendly Letter" as a guide.	*Revising - Look over the structure part of your opinion writing checklist. *Find two things that you could make even better in your writing and change them in your draft.	*Editing - Look over the language conventions part of your opinion writing checklist. *Make any changes that are needed.
Math	No School Memorial Day	Math on Zoom with your teacher. *MobyMax or DreamBox	*Khan Academy www.khanacademy.org *Watch: Counting Unit Squares to Find Area Formula *Practice: Area of Rectangles with Partial Arrays *MobyMax or DreamBox	*Khan Academy www.khanacademy.org *Watch & Practice: Transition to Area Formula *Quiz #2 *MobyMax or DreamBox	*Khan Academy www.khanacademy.org *Watch: Counting Unit Squares to Find Area Formula *Practice: Areas of Rectangles *MobyMax or DreamBox
Social Studies/ Science	Brain Pop Logins/Pass words Francescutti: Ifrancescutti cromie20 Johnson: nijohnson20 Cromie20 Umbarger: Tumbarger cromie33	Watch BrainPop: Memorial Day https://www.brainpop.com/socialstudies/us/history/memorialday/ *Complete quiz & explore other activities.	Watch BrainPop Jr.: Needs & Wants https://jr.brainpop.com/socialstudies/economics/needsandwants/ *Complete quiz & explore other activities.	Watch BrainPop Jr.: Goods & Services https://jr.brainpop.com/socialstudies/economics/goodsandservices/ *Complete quiz & explore other activities.	"Fun Friday" Zoom Meeting with your teacher. Wear your favorite color!

Fiction Check – In

Name _____	GUIDED READING
Book _____	check-in <input checked="" type="checkbox"/>
Characters _____	
Setting [where] _____ [when] _____	
Problem _____	
Solution _____	
Quick Summary _____	

Theme _____	

Non-Fiction Check – In

Name _____	GUIDED READING
Book _____	check-in <input checked="" type="checkbox"/>
This text was mainly about _____	

Quick Summary _____	

I never knew what _____ meant, but now I know it means	

Key Word Summary

Non-Fiction

Key Word Summary

What were the most important words?

Use the key words to write a summary.

NSF Guided Reading Module #25

Topic:

Key Words

Summary

Key Words	Summary



How to Write a Friendly Letter

1. Date

August 22, 2006

2. Greeting

Dear Mr. Childers,

3. Body

I wanted to let you know how much I love third grade at Union Hill. We have so much fun in third grade. We get to read lots of books and take tests on the computer. We play a lot of games to help us learn about math. My favorite thing, however, about third grade is working on projects. I think third grade is the best grade ever! You should come to our class one day and be a third grader with us. I think it would be more fun than being the principal.

4. Closing

Your student,
Jane Doe

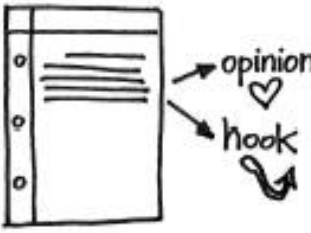
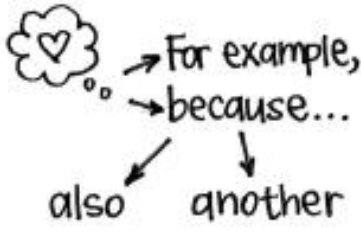


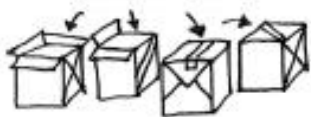
5. Signature

Name: _____

Date: _____

Opinion Writing Checklist**Grade 3**



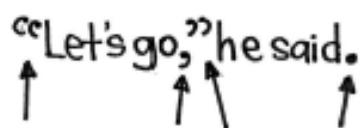
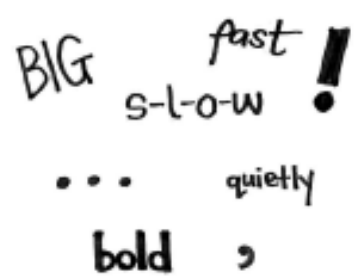
STRUCTURE

Overall	I told readers my opinion and ideas on a text or a topic and helped them to understand my reasons.				
	Did I do it like a third grader?	NOT YET	STARTING TO	YES!	
Lead		I wrote a beginning in which I not only set readers up to expect that this would be a piece of opinion writing, but also tried to hook them into caring about my opinion.	<input type="checkbox"/>	<input type="checkbox"/>	<input type="checkbox"/>
Transitions		I connected my ideas and reasons with my examples using words such as <i>for example</i> and <i>because</i> . I connected one reason or example using words such as <i>also</i> and <i>another</i> .	<input type="checkbox"/>	<input type="checkbox"/>	<input type="checkbox"/>
Ending		I worked on an ending, perhaps a thought or comment related to my opinion.	<input type="checkbox"/>	<input type="checkbox"/>	<input type="checkbox"/>
Organization		I wrote several reasons or examples of why readers should agree with my opinion and wrote at least several sentences about each reason.	<input type="checkbox"/>	<input type="checkbox"/>	<input type="checkbox"/>
		I organized my information so that each part of my writing was mostly about one thing.	<input type="checkbox"/>	<input type="checkbox"/>	<input type="checkbox"/>

Opinion Writing Checklist (continued)

Grade 3

LANGUAGE CONVENTIONS

	Did I do it like a third grader?	NOT YET	STARTING TO	YES!
Spelling		<input type="checkbox"/>	<input type="checkbox"/>	<input type="checkbox"/>
		<input type="checkbox"/>	<input type="checkbox"/>	<input type="checkbox"/>
Punctuation		<input type="checkbox"/>	<input type="checkbox"/>	<input type="checkbox"/>
	. ! ?	<input type="checkbox"/>	<input type="checkbox"/>	<input type="checkbox"/>
		<input type="checkbox"/>	<input type="checkbox"/>	<input type="checkbox"/>